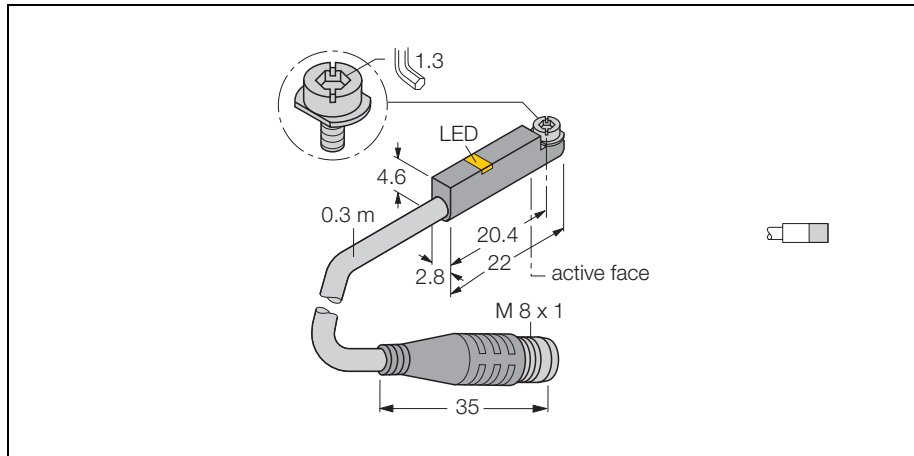
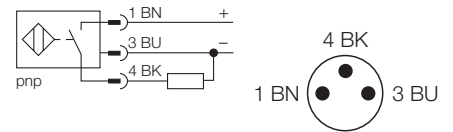


**magnetic field sensor
for pneumatic cylinders
BIM-INR-AP6X-0,3-PSG3S**



- rectangular, height 4.6 mm
- plastic, PA12
- magneto-resistive sensor
- 3-wire DC, 10...30 VDC
- normally open, pnp output
- connector, M8 x 1

Wiring diagram



Type	BIM-INR-AP6X-0,3-PSG3S
Ident-No.	4623702

Hysteresis	≤ 1 mm
Temperature drift	≤ 0.1 mm
Repeatability	≥ ± 0.1 mm
Ambient temperature	-25...+ 70 °C

Operating voltage	10... 30VDC
Residual ripple	≤ 10 % U _{ss}
DC rated operational current	≤ 100 mA
No-load current I ₀	≤ 15 mA
Residual current	≤ 0.1 mA
Switching frequency	≤ 0.5 kHz
Rated insulation voltage	≤ 0.5 kV
Output function	3-wire, normally open, pnp
Short-circuit protection	yes / cyclic
Voltage drop at I _e	≤ 1.8V
Wire breakage / Reverse polarity protection	yes / complete

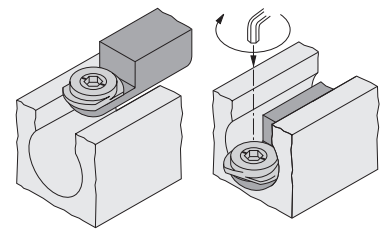
Housing	rectangular, INR
Dimensions	22 x 2.8 x 4.6 mm
Housing material	plastic, PA12
Material active face	plastic, PA12
Tightening torque fixing screw	0.1 Nm
Connection	connectors, M8 x 1
Cable quality	Ø 2, grey, Lif9Y-11Y, PUR, 0.3 m
Cable cross section:	3 x 0.08mm ²
Litz wire	40 x 0.05mm ²
Vibration resistance	55 Hz (1 mm)
Shock resistance	30g (11 ms)
Degree of protection	IP67

Mounting on the following profiles	
---	--

Display switch state	LED yellow
-----------------------------	------------

Functional principle

Magnetic field sensors are activated by magnetic fields and are especially suited for piston position detection in pneumatic cylinders. Based on the fact that magnetic fields can permeate non-magnetizable metals, it is possible to detect a permanent magnet attached to the piston through the aluminium wall of the cylinder.








**magnetic field sensor
for pneumatic cylinders
BIM-INR-AP6X-0,3-PSG3S**

TURCK

Industrial
Automation

Accessories

Type code	Ident-No.	Short text	Dimension drawing
KLR2	6971205	mounting on  round cylinders with additional fixing clamp KLR2; material: Trogamid; please order retaining straps separately	
KLT1	6971204	mounting on  T-groove cylinders with additional clamp KLT; replacement without loss of switch-point; T-groove dimensions: 5...5.6 mm	
INR STOPPER	6900477	mounting on  C-groove cylinders; replacement without loss of switch-point; C-groove dimensions: 2.9...3.3 mm	